



Electrical specifications

Center Frequency: 978.0 MHz

Bandwidth: 10 MHz

VSWR: 14.0 dB min.

Input / Output Impedance: 50 Ohms

Passband: 973-983 MHz

Passband Insertion Loss: 3.0 dB max.

Passband Ripple: 1.0 dB max.

Rejection: 55 dB min. @ 926.0 MHz

Rejection 2: 55 dB min. @ 1030.0 MHz

Power Handling: 3 Watt max

Mechanical

Mounting Method: SMT

Dimensions: 32.3mm x 13mm x 6.3mm

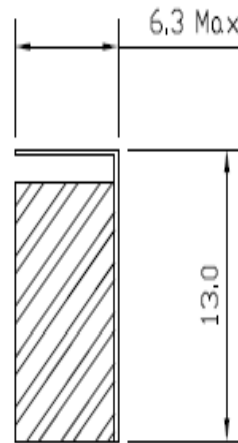
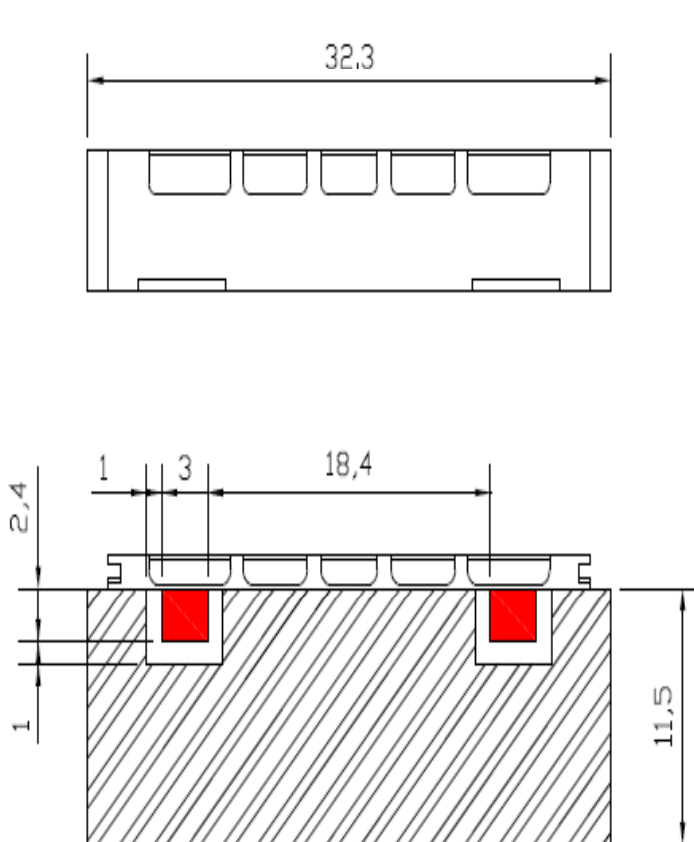
Environmental

Operating Temperature: -30°C to 85°C

Storage Temperature: -50°C to +90°C


This product is RoHs compliant.

Outline Drawing:



Tolerance unless otherwise specied : ± 0.3

Dimension unit : mm

 I/O Port

 Ground



ANATECH ELECTRONICS INC
RF & Microwave Filters & Products

978 MHz Ceramic Bandpass Filter

Part Number: AM978B1427



Response Plot:

